

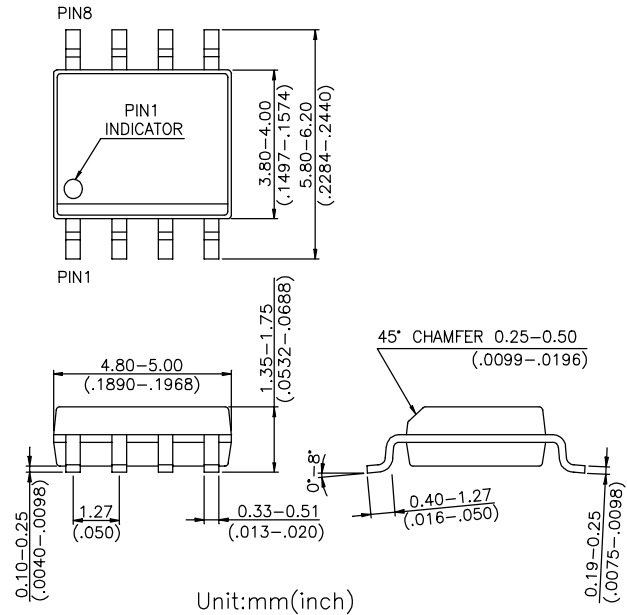
Features

- Frequency Range: DC - 2.0 GHz
- Reflective Type
- Low Power Consumption
- High Power Handling Capability
- Positive or Negative Control Voltage
- Low Cost Surface Mount SO-8 Package

Description

The HWS 2152 is an integrated GaAs SPDT Switch designed for transceivers operating in 1MHz to 2500 MHz frequency range. It is suitable for 900 MHz cellular phones, CT1, CT2, DECT, and Wireless LAN applications.

SOP-8



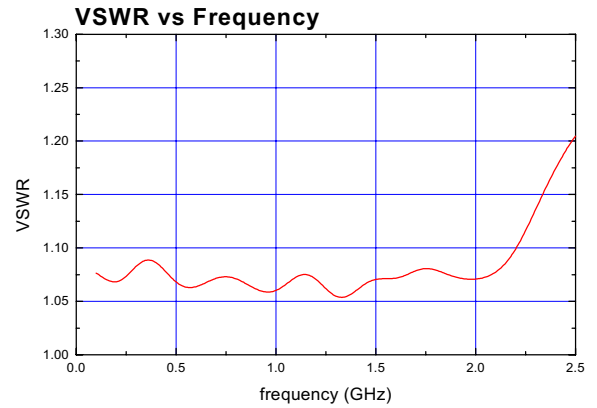
Electrical Specifications at 25°C with 0/+5V Control Voltages

Parameter	Test Conditions	Min.	Typ.	Max.	Unit
Insertion Loss	DC-1.0GHz		0.6	0.8	dB
	DC-2.0GHz		0.8	1.0	dB
Isolation	DC-1.0GHz	25	27		dB
	DC-2.0GHz	24	26		dB
VSWR	DC-1.0GHz		1.25:1	1.30:1	
	DC-2.0GHz		1.35:1	1.40:1	
Input Power for one dB Compression	>100 MHz	25	27		dBm

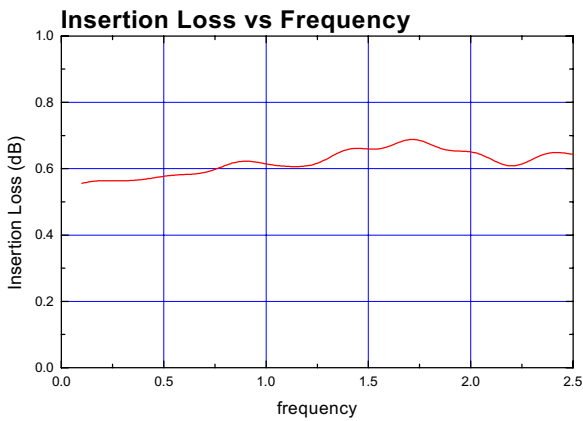
Note: All measurements made in a 50Ω system with 0/+5V control voltages, unless otherwise specified.

Absolute Maximum Ratings

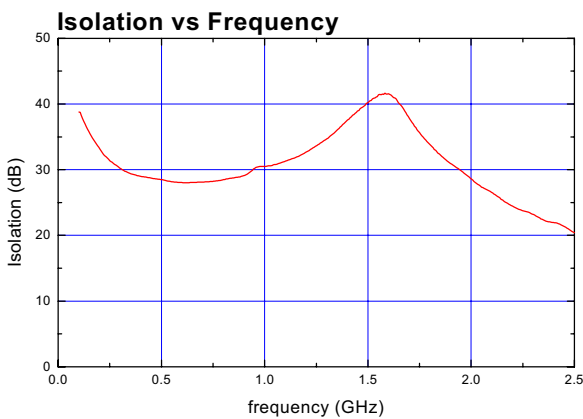
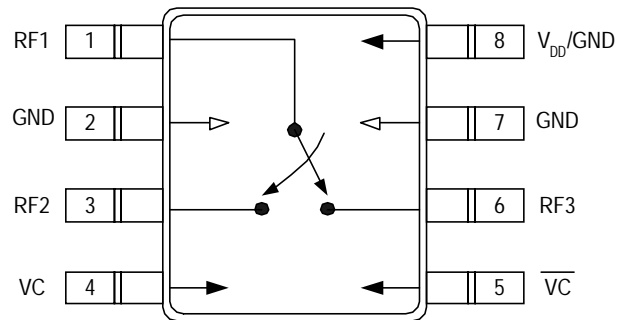
Parameter	Absolute Maximum
RF Input Power >100MHz	33dBm
Control Voltage	+8V
Operating Temperature	-40°C to +85°C
Storage Temperature	-65°C to +150°C



Typical Performance



Pin Out



Truth Table

VC	\overline{VC}	RF1-RF2	RF1-RF3
1	0	Isolation	Insertion Loss
0	1	Insertion Loss	Isolation

'0' = 0 to -0.2V
'1' = +5V to +8V.